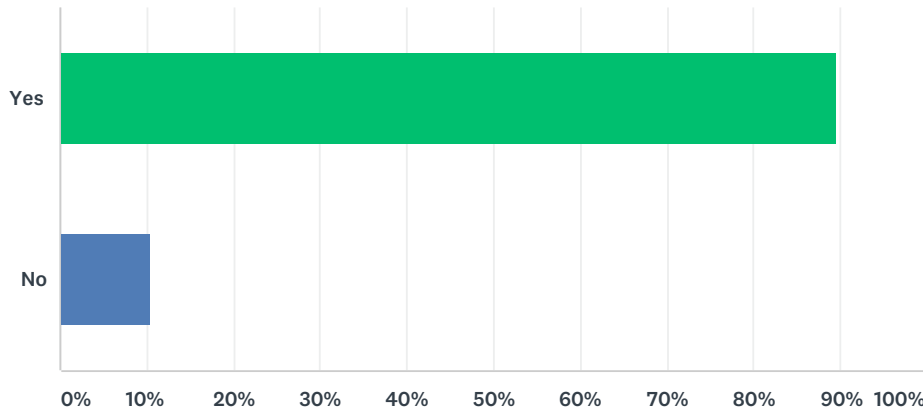


Q1 Do you live within Elkhart Community Schools' (ECS) boundaries?

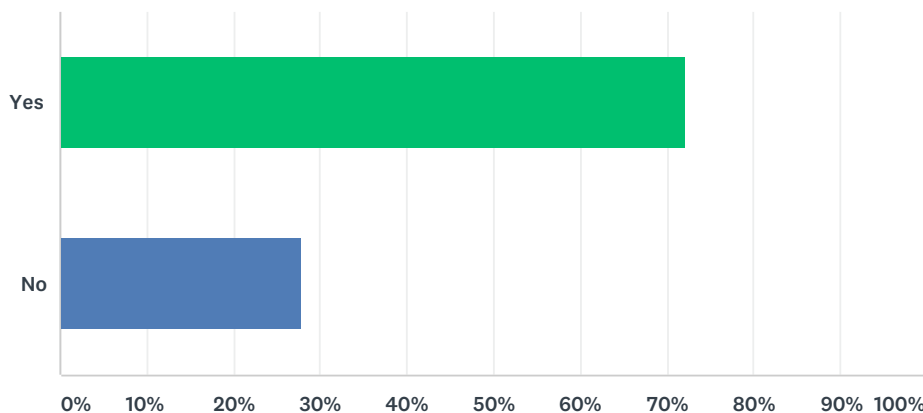
Answered: 830 Skipped: 2



ANSWER CHOICES	RESPONSES	
Yes	89.52%	743
No	10.48%	87
TOTAL		830

Q2 Do you have children who currently attend Elkhart Community Schools?

Answered: 829 Skipped: 3

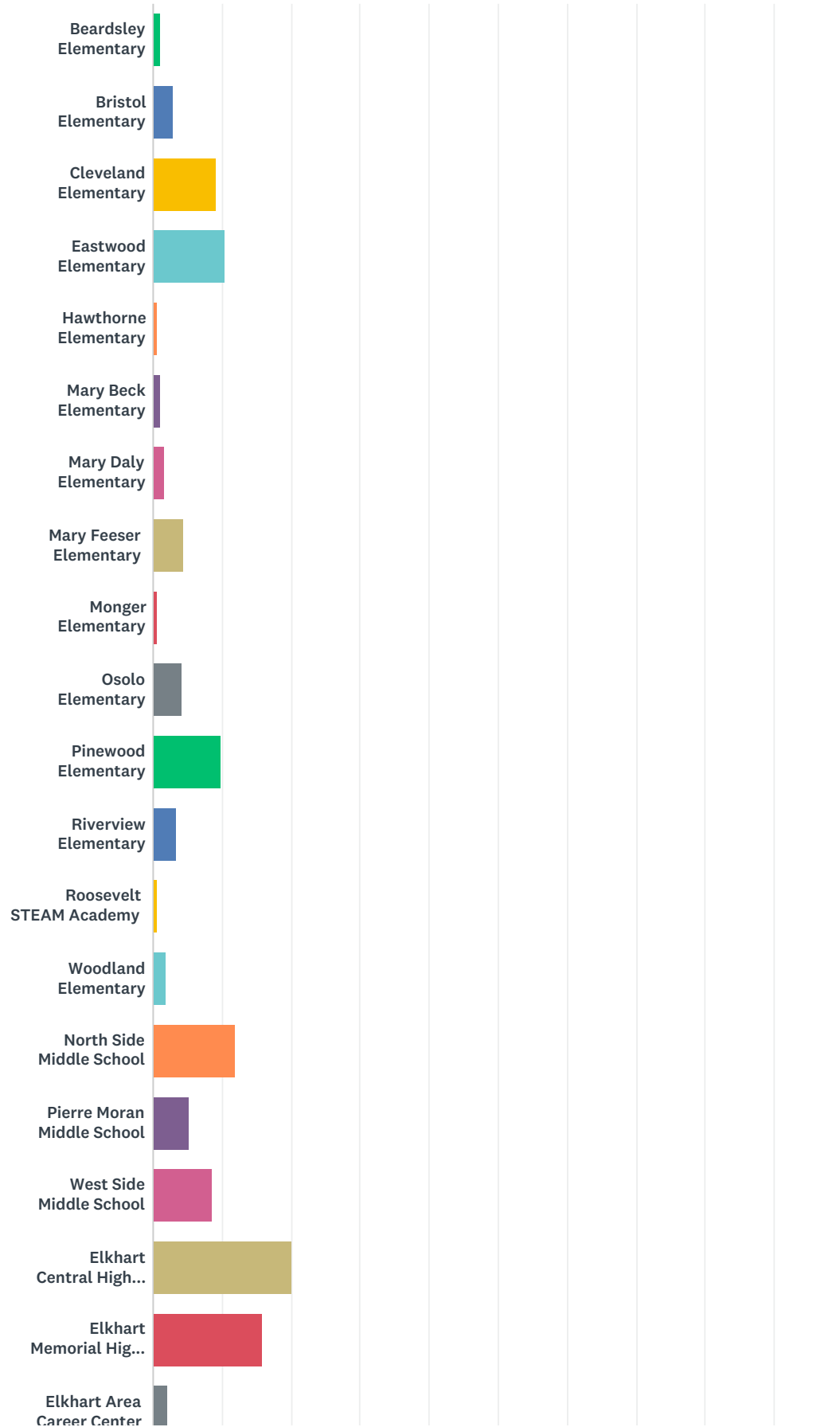


ANSWER CHOICES	RESPONSES	
Yes	72.14%	598
No	27.86%	231
TOTAL		829

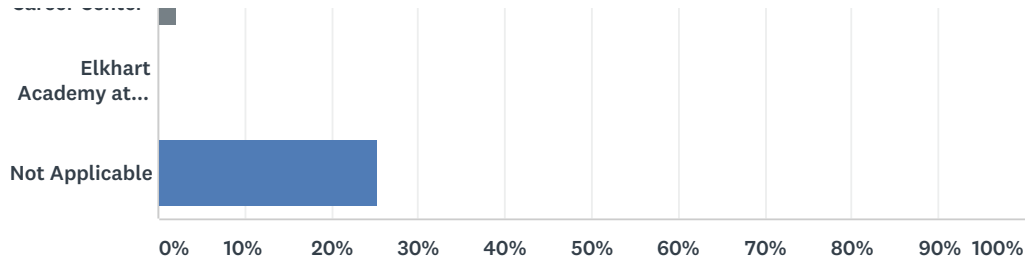
Q3 What school or schools do your child or children attend? If you do not have children currently attending ECS, please select Not Applicable.

2018 Parent & Community Survey

Answered: 828 Skipped: 4



2018 Parent & Community Survey

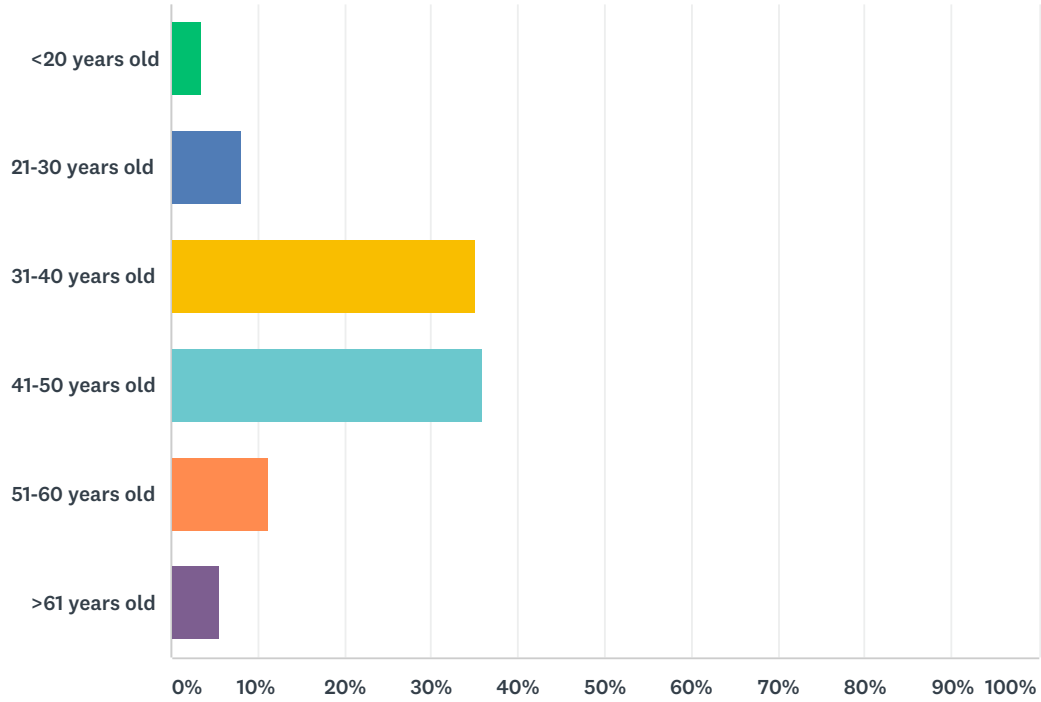


ANSWER CHOICES	RESPONSES	
Beardsley Elementary	1.09%	9
Bristol Elementary	2.90%	24
Cleveland Elementary	9.30%	77
Eastwood Elementary	10.51%	87
Hawthorne Elementary	0.72%	6
Mary Beck Elementary	0.97%	8
Mary Daly Elementary	1.69%	14
Mary Feeser Elementary	4.35%	36
Monger Elementary	0.60%	5
Osolo Elementary	4.11%	34
Pinewood Elementary	9.78%	81
Riverview Elementary	3.38%	28
Roosevelt STEAM Academy	0.72%	6
Woodland Elementary	1.93%	16
North Side Middle School	11.84%	98
Pierre Moran Middle School	5.31%	44
West Side Middle School	8.57%	71
Elkhart Central High School	20.05%	166
Elkhart Memorial High School	15.94%	132
Elkhart Area Career Center	2.05%	17
Elkhart Academy at Tipton (LIFE)	0.24%	2
Not Applicable	25.24%	209
Total Respondents: 828		

Q4 What is your age?

Answered: 827 Skipped: 5

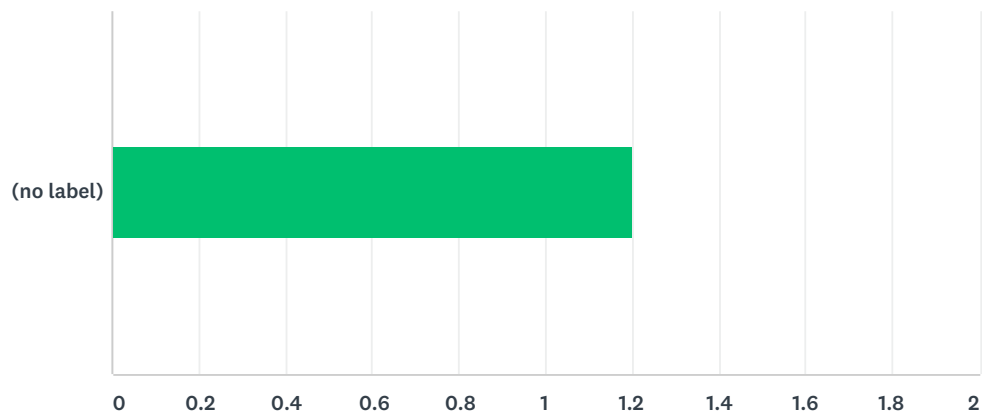
2018 Parent & Community Survey



ANSWER CHOICES	RESPONSES	
<20 years old	3.63%	30
21-30 years old	8.10%	67
31-40 years old	35.19%	291
41-50 years old	36.03%	298
51-60 years old	11.37%	94
>61 years old	5.68%	47
TOTAL		827

Q5 Overall, how familiar are you with Elkhart Community Schools?

Answered: 828 Skipped: 4



	VERY FAMILIAR	SOMEWHAT FAMILIAR	NOT AT ALL FAMILIAR	TOTAL	WEIGHTED AVERAGE
--	---------------	-------------------	---------------------	-------	------------------

2018 Parent & Community Survey

(no label)

81.40%
674

17.27%
143

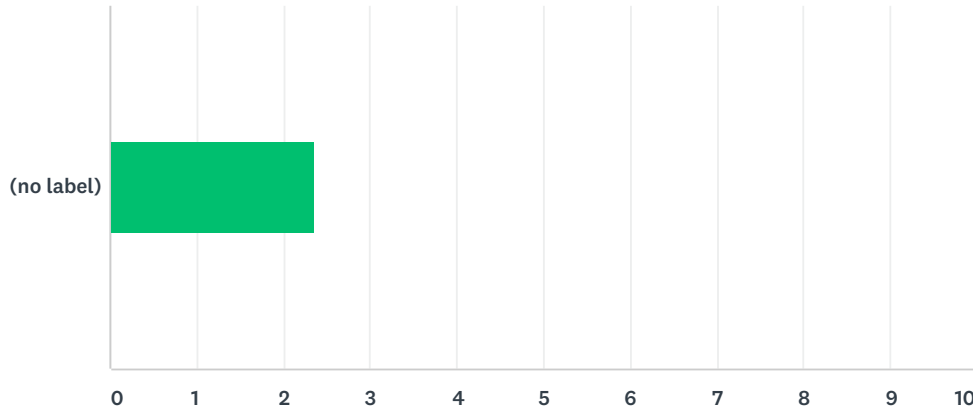
1.33%
11

828

1.20

Q6 ECS schools are safe and secure.

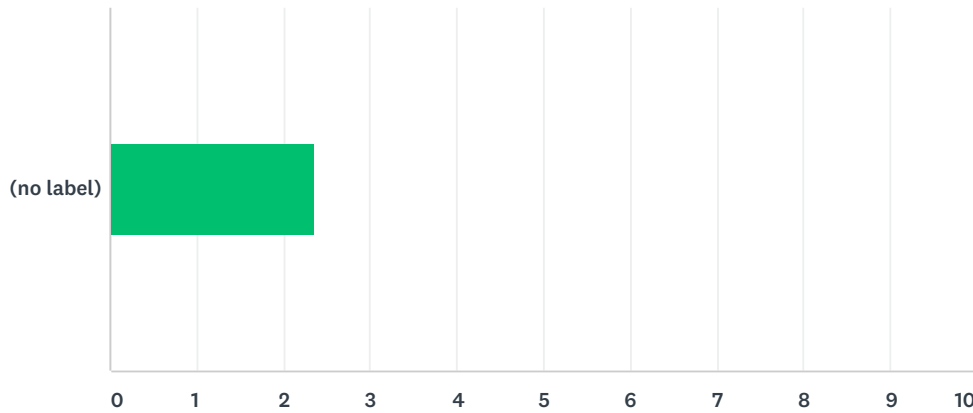
Answered: 772 Skipped: 60



	STRONGLY AGREE	AGREE	NEUTRAL	DISAGREE	STRONGLY DISAGREE	TOTAL	WEIGHTED AVERAGE
(no label)	12.44% 96	52.59% 406	22.93% 177	9.59% 74	2.46% 19	772	2.37

Q7 ECS schools are clean and conducive to learning.

Answered: 772 Skipped: 60

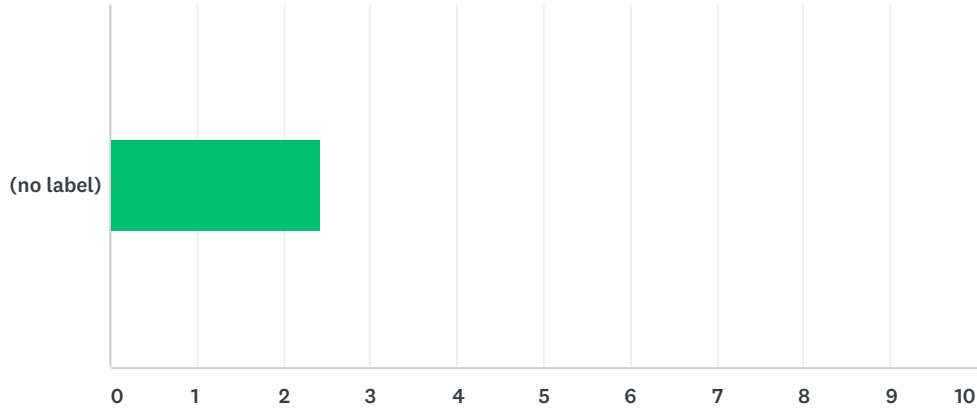


	STRONGLY AGREE	AGREE	NEUTRAL	DISAGREE	STRONGLY DISAGREE	TOTAL	WEIGHTED AVERAGE
(no label)	10.75% 83	56.61% 437	20.85% 161	9.33% 72	2.46% 19	772	2.36

Q8 ECS schools are inviting and a place where families belong.

Answered: 773 Skipped: 59

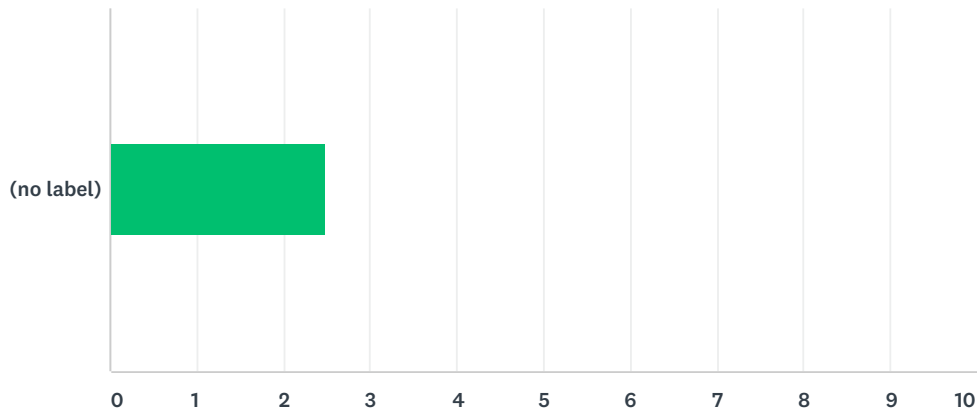
2018 Parent & Community Survey



	STRONGLY AGREE	AGREE	NEUTRAL	DISAGREE	STRONGLY DISAGREE	TOTAL	WEIGHTED AVERAGE
(no label)	10.22% 79	51.23% 396	26.26% 203	9.57% 74	2.72% 21	773	2.43

Q9 I feel welcomed and engaged in ECS schools.

Answered: 774 Skipped: 58

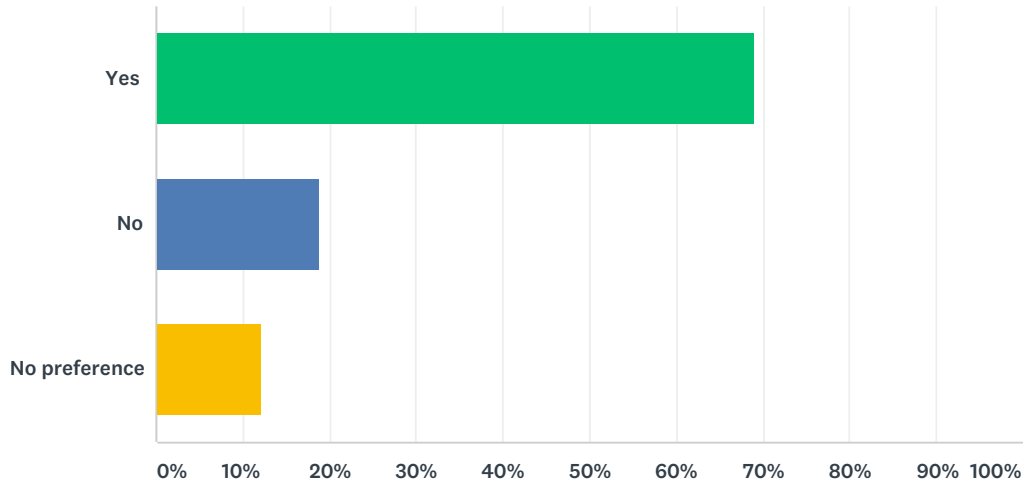


	STRONGLY AGREE	AGREE	NEUTRAL	DISAGREE	STRONGLY DISAGREE	TOTAL	WEIGHTED AVERAGE
(no label)	13.18% 102	44.06% 341	27.00% 209	11.89% 92	3.88% 30	774	2.49

Q10 Studies have shown that teenagers have better cognitive function when their school day starts later. Would you support a later start time for secondary schools (grades 7-12)?

Answered: 771 Skipped: 61

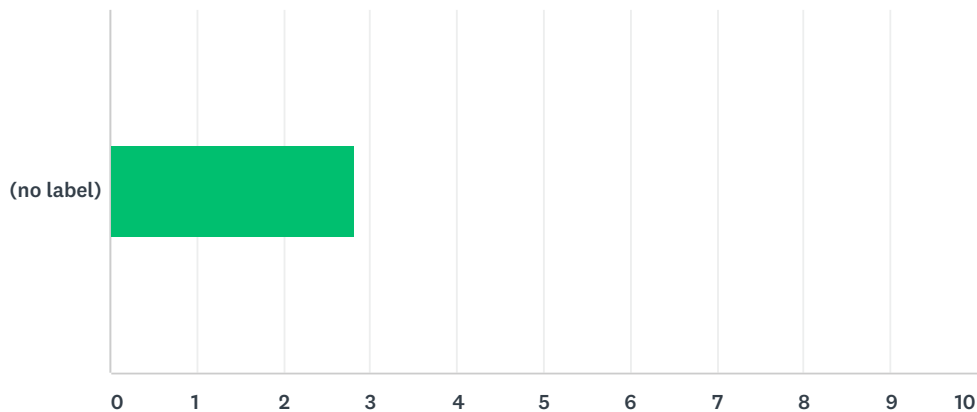
2018 Parent & Community Survey



ANSWER CHOICES	RESPONSES	
Yes	69.00%	532
No	18.81%	145
No preference	12.19%	94
TOTAL		771

Q11 ECS provides excellent support services (e.g., counseling, career planning).

Answered: 773 Skipped: 59

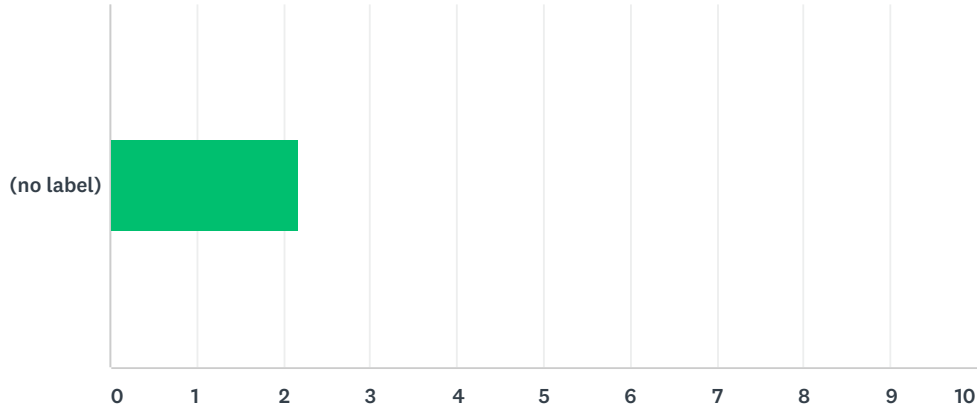


	STRONGLY AGREE	AGREE	NEUTRAL	DISAGREE	STRONGLY DISAGREE	TOTAL	WEIGHTED AVERAGE
(no label)	8.41% 65	30.01% 232	37.77% 292	18.50% 143	5.30% 41	773	2.82

Q12 ECS provides opportunities for students to participate in activities that interest them.

Answered: 779 Skipped: 53

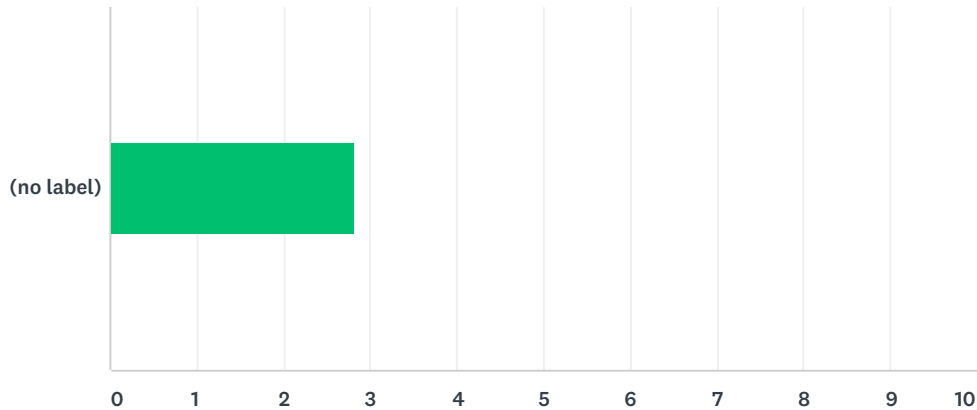
2018 Parent & Community Survey



	STRONGLY AGREE	AGREE	NEUTRAL	DISAGREE	STRONGLY DISAGREE	TOTAL	WEIGHTED AVERAGE
(no label)	19.64% 153	54.43% 424	16.82% 131	7.45% 58	1.67% 13	779	2.17

Q13 ECS students have up-to-date computers and other technology for learning.

Answered: 778 Skipped: 54

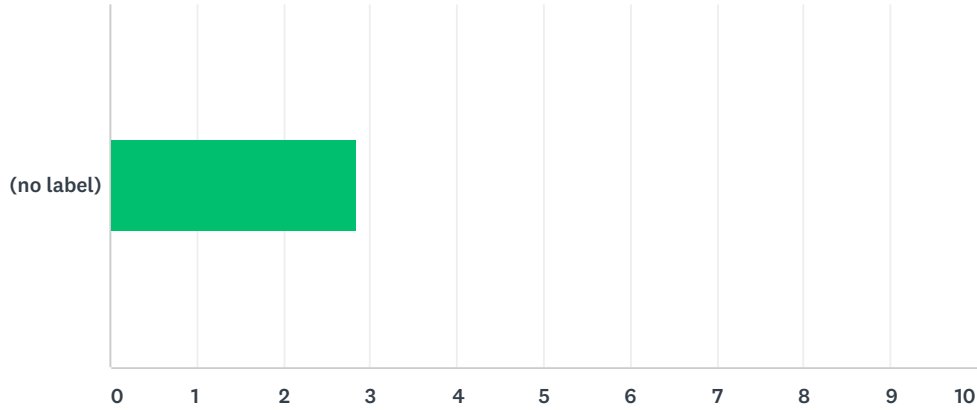


	STRONGLY AGREE	AGREE	NEUTRAL	DISAGREE	STRONGLY DISAGREE	TOTAL	WEIGHTED AVERAGE
(no label)	8.35% 65	39.20% 305	23.14% 180	20.95% 163	8.35% 65	778	2.82

Q14 I feel informed about events happening at Elkhart Community Schools.

Answered: 779 Skipped: 53

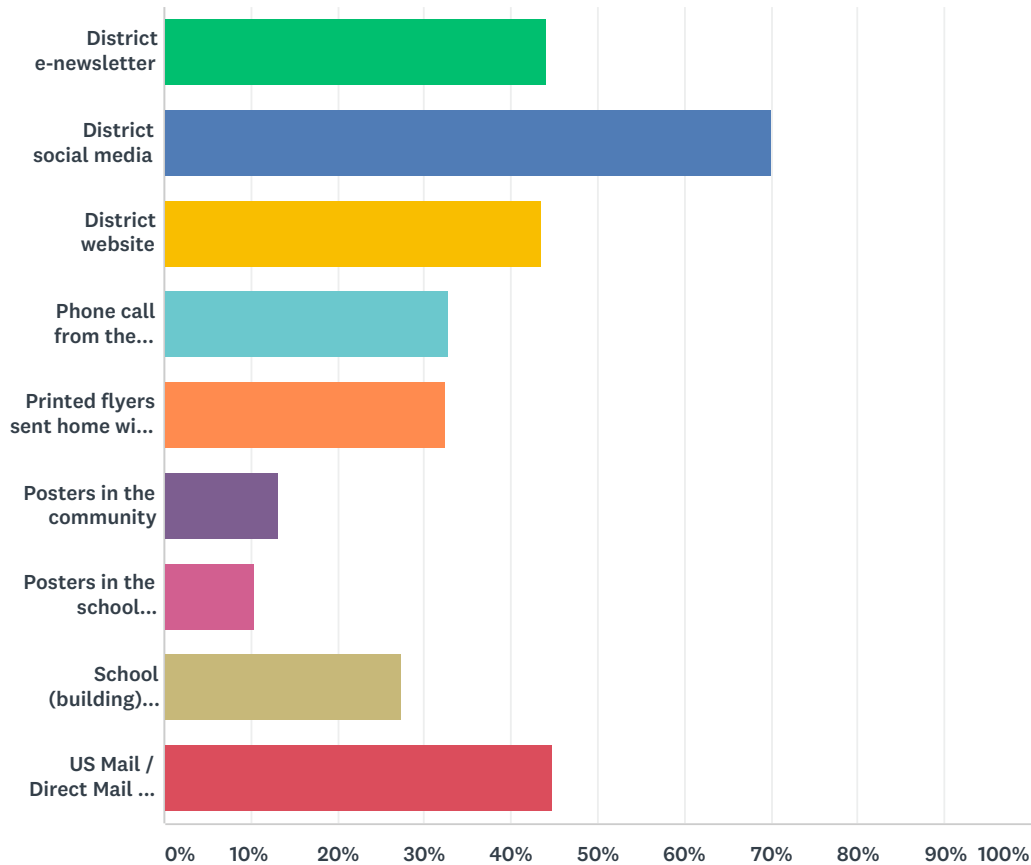
2018 Parent & Community Survey



	STRONGLY AGREE	AGREE	NEUTRAL	DISAGREE	STRONGLY DISAGREE	TOTAL	WEIGHTED AVERAGE
(no label)	7.32% 57	39.15% 305	23.36% 182	21.31% 166	8.86% 69	779	2.85

Q15 The most effective ways to keep parents and the community informed about important district-wide events are:

Answered: 778 Skipped: 54



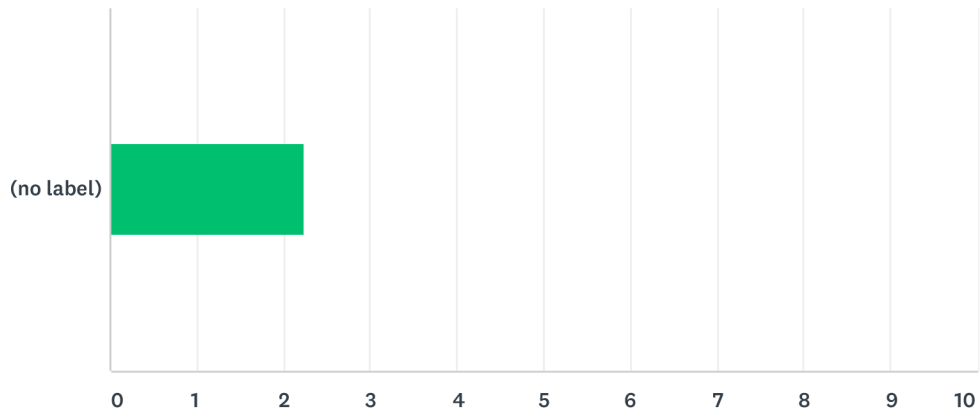
ANSWER CHOICES	RESPONSES
District e-newsletter	44.09% 343

2018 Parent & Community Survey

District social media	70.18%	546
District website	43.57%	339
Phone call from the district	32.90%	256
Printed flyers sent home with students	32.52%	253
Posters in the community	13.11%	102
Posters in the school buildings	10.54%	82
School (building) newsletter	27.38%	213
US Mail / Direct Mail to Homes	44.86%	349
Total Respondents: 778		

Q16 ECS schools are a central part of the community.

Answered: 781 Skipped: 51



	STRONGLY AGREE	AGREE	NEUTRAL	DISAGREE	STRONGLY DISAGREE	TOTAL	WEIGHTED AVERAGE
(no label)	19.97% 156	49.42% 386	19.59% 153	8.96% 70	2.05% 16	781	2.24